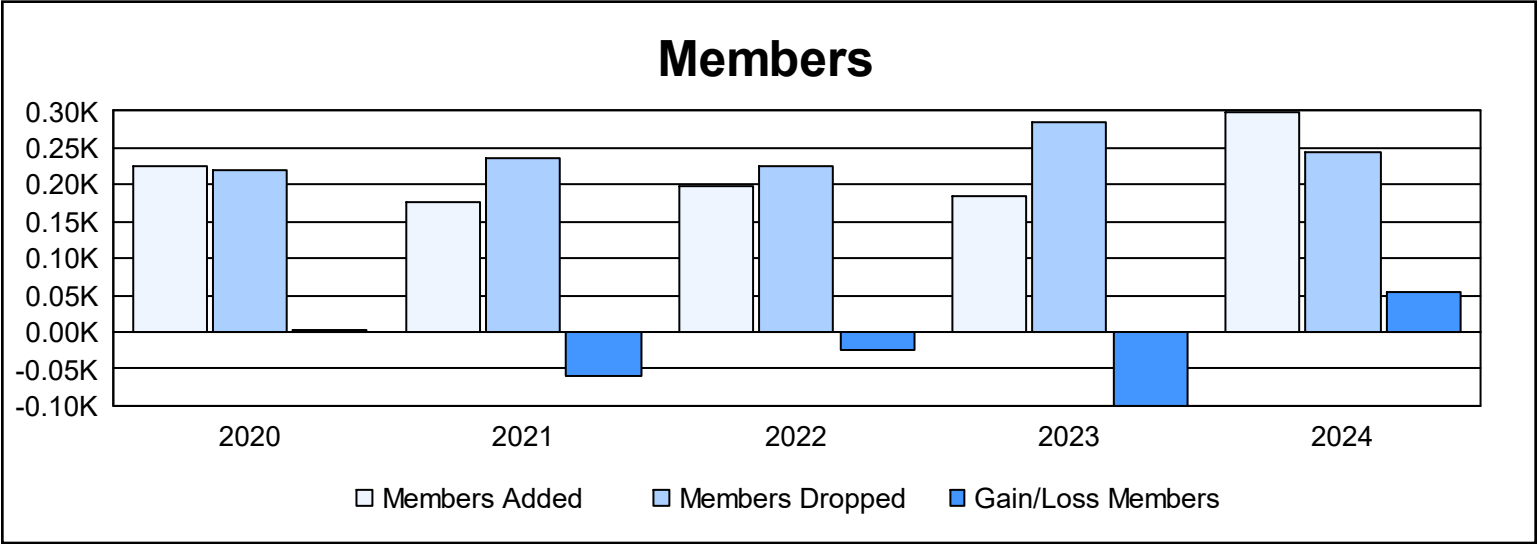
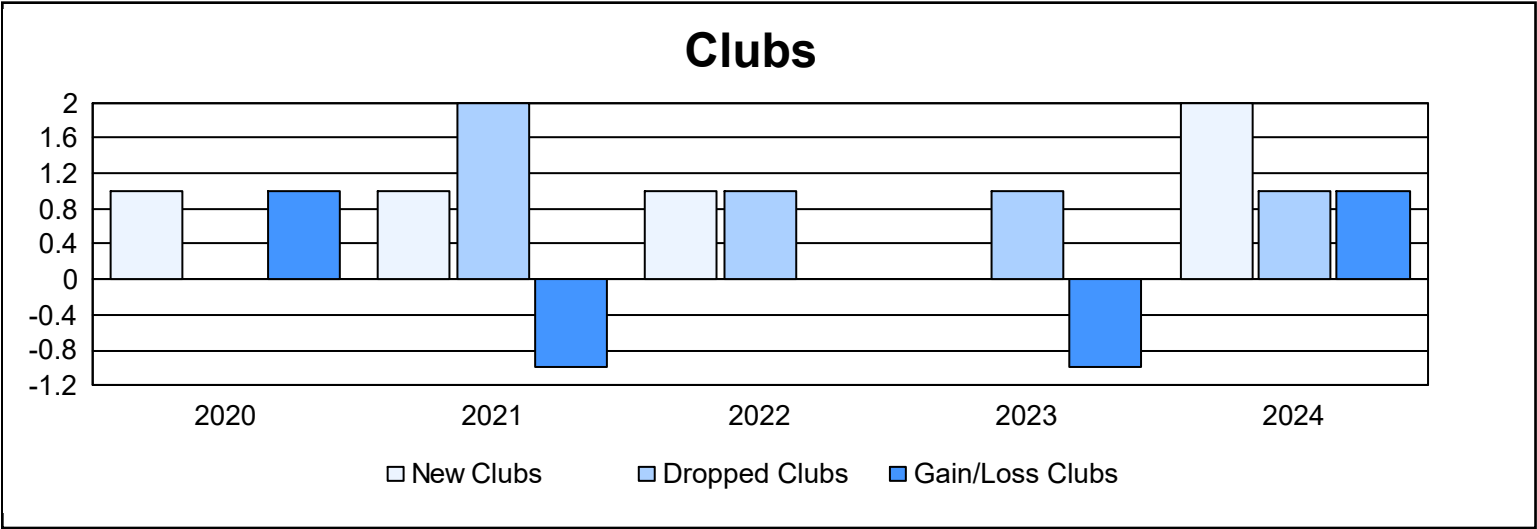
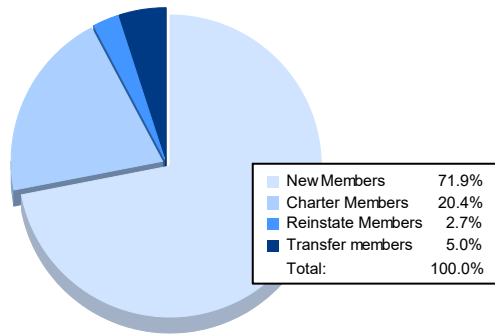


| Year | New Clubs | Dropped Clubs | Gain/ Loss Clubs | New Members | Charter Members | Reinstate Members | Transfer Members | Total Member Added | Total Members Dropped | Gain/ Loss Members |
|-----------|-----------|---------------|------------------|-------------|-----------------|-------------------|------------------|--------------------|-----------------------|--------------------|
| 2019-2020 | 1 | 0 | 1 | 176 | 27 | 8 | 14 | 225 | 221 | 4 |
| 2020-2021 | 1 | 2 | -1 | 101 | 33 | 5 | 37 | 176 | 237 | -61 |
| 2021-2022 | 1 | 1 | 0 | 153 | 27 | 3 | 16 | 199 | 224 | -25 |
| 2022-2023 | 0 | 1 | -1 | 143 | 9 | 7 | 25 | 184 | 284 | -100 |
| 2023-2024 | 2 | 1 | 1 | 215 | 61 | 8 | 15 | 299 | 244 | 55 |
| Average | 1 | 1 | 0 | 158 | 31 | 6 | 21 | 217 | 242 | -25 |



Membership Composition June 2024 Cumulative



Gender Composition June 2024 Cumulative

